


CONTACTUM

Safety First



Featuring Contactum's comprehensive range of electrical safety products for social housing

Safety First



With electrical and fire safety for social housing now more than ever at the top of the agenda, Contactum offers the complete range of electrical safety products to help you create and maintain safe, quality living spaces for your social landlord clients.

Weatherproof

- No compromise on safety, with IP66 rating
- Padlock option for added security

Metalclad



- High finish epoxy powder coated
- Key switch range suitable for fire or burglar alarm panels
- RCD sockets and spurs also available

Circuit Protection

- Up to 30 outgoing available ways on dual split load metal units
- Also available with surge protection to comply with BS7671
- Consumer Units type tested to BS EN 61439-3

Disabled Emergency Alarm

- Pull switch for emergency assistance in toilets
- Remote reset unit
- Over door LED



CONTACTUM

Wiring Accessories



Safety First



13 Amp Key Operated Fused Connection Units - Metalclad

13A Key Switch Double Pole Neon Surface Mounted Red	CLA3467MR
13A Key Switch Double Pole Neon Flush Mounting Red	CLA3467RS
13A Key Switch Double Pole Neon Flush Mounting White	CLA3467WS
13A Key Switch Double Pole Flex Outlet & Neon	CLA3469
13A Key Switch Double Pole Flex Outlet & Neon Surface Mounted Red	CLA3469MR
13A Key Switch Double Pole Flex Outlet & Neon Flush Mounting Red	CLA3469RS
13A Key Switch Double Pole Flex Outlet & Neon Flush Mounting White	CLA3469WS

Can only be used by the keyholder. Preventing accidental or unintended use.
Ideal for smoke / fire / sprinkler systems.



13 Amp Socket Outlets - IP66 Weatherproof

1 Gang 13A Switched Socket Double Pole	2346SR
2 Gang 13A Switched Socket Double Pole	2356SR



Disabled Emergency Alarm

Disabled Persons Emergency Alarm Kit	DEA999
Ceiling Pull Switch	DEA9CP
Remote Reset Unit	DEA9RR
Over Door LED	DEA9OD
Main Panel	DEA9MP
Disabled WC Sticker	DEA9WC

Used in Disabled persons WC to alert staff to an emergency within the cubicle.



RCD Sockets Outlets

2 Gang 13A Latching Socket Double Pole	X4900
2 Gang 13A Latching Socket Double Pole	ASP4900
2 Gang 13A Latching Socket Double Pole	REF4900BSW
2 Gang 13A Latching Socket Double Pole	SIG4900BSW

RCD socket outlet designed to give local protection to any appliances plugged into it.

*Also available in other decorative finishes and black inserts

1 Gang 13A RCD Switched Spur	X4904
------------------------------	-------

Offers RCD protection to a hard wired appliance such as hand driers

1 Gang 13A Latching Socket Double Pole (1 Gang Plate)	X4906
---	-------

RCD socket outlet designed to give local protection to any appliances plugged into it

Lockable Sockets

Lockable Sockets with Random Keys White	REF3346/5BSW
Lockable Sockets with Identical Keys	REF3346/6BSW
Lockable Sockets with Random Keys White	CON3346/5BSW
Lockable Sockets with Identical Keys	CON3346/6BSW
Lockable Sockets with Random Keys White	SIG3346/5BSW
Lockable Sockets with Identical Keys	SIG3346/6BSW
Lockable Sockets with Random Keys White	FLP3346/5BSW
Lockable Sockets with Identical Keys	FLP3346/6BSW

Can only be used by the keyholder. Preventing accidental or unintended use. Ideal for public areas such as shopping centres.

*Also available in other decorative finishes and black inserts



Defender Circuit Protection and Accessories

MCB/RCBO Toggle Locking Device

CPA10

Safely lock off circuits permanently or during maintenance at the consumer unit

Keylock Camlock Accessory for Defender Consumer Units

DCA02

Restricts access to the keyholder only. Circuit protection devices within defender consumer units are restricted by locking the lid shut. Ideal for social housing / schools / shopping centres and all other public areas

40A RCBO Shower Enclosure Defender

DSPE1MS

An all in one solution designed for RCD & overcurrent protection of shower units or sub circuits of 40A. Protection by Double Pole RCBO

63A RCD Shower Enclosure Defender 1 O/G 50A MCB

DSPE2MS

An all in one solution designed for RCD & overcurrent protection of shower units or sub circuits of 63A. Protection by RCD & MCB

Surge Protection Retrofit Kit for Defender Consumer Units

CPA17

This kit is easily installed into Defender consumer units to deal with transient surges via the supply or indirect lightning strikes

Key Locking Kit for IP65 Steel Enclosures

SBLK2

A more secure lock than the standard supplied. Prevents un-authorised access to the enclosure & contents



Type DD



Type DDS



Type DS

Defender consumer units type tested to **BS EN 61439-3**

Disabled Emergency Alarms



Consumer Units Defender



Weatherproof



CONTACTUM

Contactum Ltd, Victoria House, 2 Blackmoor Lane,
Croxley Green Business Park, Watford WD18 8GA
T: 020 8208 7419 E: sales@contactum.co.uk www.contactum.co.uk